

LOGO



LOCKUP

MAIN BRAND COLORS



CROWN FOIL #559
Used for the logo on Claire's carding and packaging



PMS 271 at 80%
Background color on carding and packaging




PMS 7671
Used on acetate packaging for the text




AB FOIL
Used for the Claire's logo COSMETICS ONLY



CROWN FOIL #757
Used for the logo on Claire's Club carding and packaging only



PMS 1895
Background color on Claire's Club carding and packaging only



PMS 212
Used for text on the backs of Claire's Club carding and packaging only



SILVER CHROME
Used for cosmetics packaging only



MINT CHROME
Used for cosmetics packaging only



PINK CHROME
Used for cosmetics packaging only

APPROVED COLORS

ADDITIONAL APPROVED COLORS



PMS RHODAMINE



PMS 2385



PMS 2405



PMS 367



PMS 3125



WHITE
Used for text

FONT

abcdefghijklmnopqrstuvwxyz
abcdefghijklmnopqrstuvwxyz

FONT

Avenir Next LT Pro Medium & Avenir Next LT Pro Bold

Font should be 12pt, but may be as small as 9pt or as large as 14pt if needed to fit the product.

Product names are in all lower case Avenir Next LT Pro Medium, unless the product has a sub title. If the product has a subtitle, the title will be in Avenir Next LT Pro Bold, while the sub title will be in Avenir Next LT Pro Medium. Everything on the front must be translated in French and must be the same size as the English.

SECONDARY
FONT OPTIONS

ABCDEFGHIJKLMNOPQRSTUVWXYZ

FONT

Moonflower Bold

abcdefghijklmnopqrstuvwxyz


FONT

KG Eyes Wide Open

abcdefghijklmnopqrstuvwxyz
ABCDEFGHIJKLMNOPQRSTUVWXYZ

FONT

KG Blank Space Sketch



ICONS USAGE
EXAMPLES



STICKER



HANG TAG



ACETATE BOX WITH INSERT CARD



BLISTER CARD

WARNINGS AND SYMBOLS



RECYCLE SYMBOLS

Goes on all carding and packaging, in the bottom left corner. Should be placed on the front if no text is being printed on the back. Global products get both symbols



CE MARKING

Goes on the back of all tech that is electrical. Products with these symbols must be approved by QA before released to print.



WASTE ELECTRONIC SYMBOL

Goes on the back of all tech that is electrical. Products with these symbols must be approved by QA before released to print.



SMALL PARTS WARNING

Goes on the FRONT of all Claire's Club carding and packaging, as well as Holiday Carding. Please see guide on sizing regulations. These should be placed at the bottom, in the lower left hand corner, or centered.

Mfd. for CBI Distributing Corp.,
2400 W. Central Road
Hoffman Estates, IL 60192-1930 USA

Claire's Accessories UK LTD
Birmingham B24 8DW UK
Claire's Switzerland GmbH
c/o Curator & Horwath AG
Badenerstrasse 141
8004 Zürich, Switzerland

Mfd. for CBI Distributing Corp.,
2400 W. Central Road
Hoffman Estates, IL 60192-1930 USA

Claire's Accessories UK LTD
Birmingham B24 8DW UK
Claire's Switzerland GmbH
c/o Curator & Horwath AG
Badenerstrasse 141
8004 Zürich, Switzerland

ADDRESSES

Goes on cosmetics only.
These can be left justified or centered.

PRICE TICKETS AND CONCERTINAS



NA PRICE TICKET

Leave space on the back of all NA carding and packaging for this ticket. Usually in the bottom right hand corner.



EU PRICE TICKET


Leave space on the back of all EU carding and packaging for this ticket. Usually in the bottom right hand corner.

CONCERTINA PLACEHOLDER

CONCERTINA PLACEHOLDER

Use this on the back of all Claire's Club EU products as a place holder.

FRONT OF BOX



LOGO

Claire's logo should always be as shown, on it's side in the upper right hand corner and must contain the website.

PRODUCT NAME

Each product should have the name in English and in French. English goes above French and they should be the same point size. Product names are to be in Avenir Next Lt Pro Medium, unless they have a descriptor. With a descriptor, the product name will be in Avenir Next Lt Pro Bold, while the descriptor will be in Medium.

PLACEMENT: Product names should be centered at the bottom of the packaging.

BOX AND ACETATE
PACKAGING RULES

BACK OF BOX



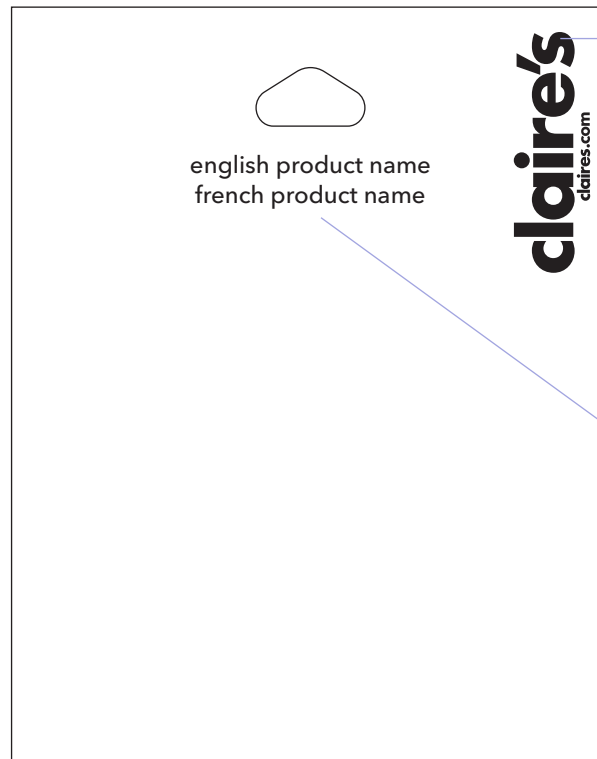
PRODUCT NAME

Global products must have the remaining 9 languages on the back. The same rules apply about font type and thickness. You may make the point size smaller on the back if needed.

PLACEMENT: Product names should be centered at the top of the packaging. If there is no descriptor, you may separate the names with small bullets. See example below:

german · dutch · spanish · portuguese
italian · greek · czech · polish · hungarian

FRONT OF CARD



LOGO

Claire's logo should always be as shown, on it's side in the upper right hand corner and must contain the website.

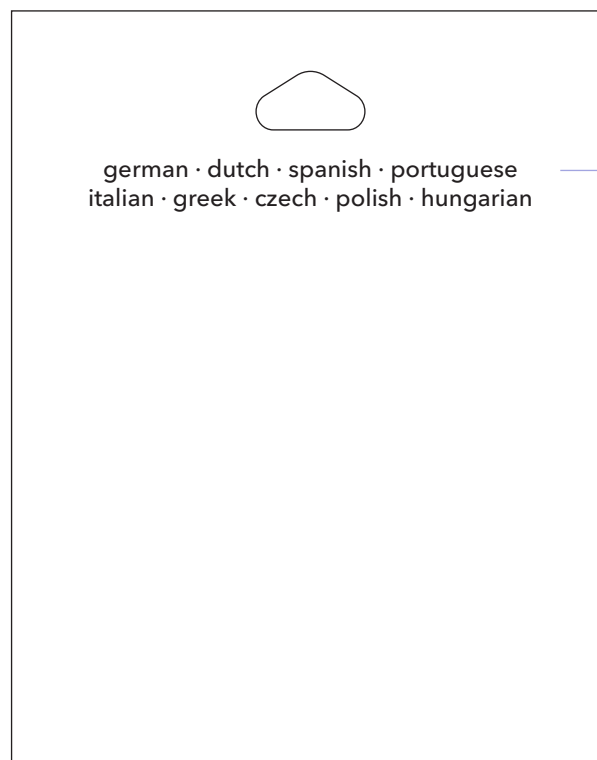
PRODUCT NAME

Each product should have the name in English and in French. English goes above French and they should be the same point size. Product names are to be in Avenir Next Lt Pro Medium, unless they have a descriptor. With a descriptor, the product name will be in Avenir Next Lt Pro Bold, while the descriptor will be in Medium.

PLACEMENT: Product names should be centered at the top of the card.

BLISTER CARD PACKAGING RULES

BACK OF CARD



PRODUCT NAME

Global products must have the remaining 9 languages on the back. The same rules apply about font type and thickness. You may make the point size smaller on the back if needed.

PLACEMENT: Product names should be centered at the top of the packaging. If there is no descriptor, you may separate the names with small bullets.